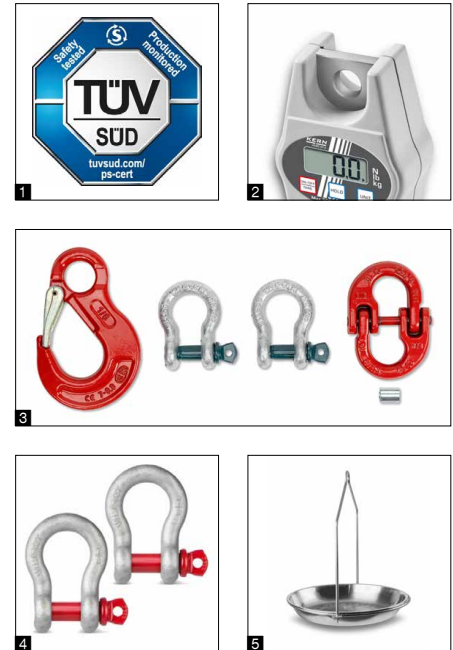


Hanging Scale KERN HCB



Handy hanging scale for higher loads

Features

- **1** With the TÜV certification mark, the scales meet the requirements of the standard EN 13155 (Non-fixed load lifting attachments/Breakage resistance) and EN 61010-1 (Electrical safety)
- Ideal for rapid control in goods-in and goods-out
- Also essential in the private sector to determine the weight of fish, game, fruits, bicycle parts, suitcases etc.
- Hold function: For easy reading of the weighing result, the display can be „frozen“ in different ways. Either automatically when the weighing value remains unchanged or manually by pressing the Hold key
- Peak load display (peak hold), Measuring frequency 5 Hz
- [Max] ≤ 200 kg: Snap link (stainless steel) with safety catch and hook (stainless steel) as standard, see larger picture

- **2** [Max] ≥ 500 kg: Reinforced version for heavy loads. Snap link and hook not included, see *Accessories*

Technical data

- LCD display, digit height 12 mm
- Hole diameter of load support, model with [Max] ≤ 200 kg: approx. 14 mm [Max] ≥ 500 kg: approx. 16 mm
- Weighing units: kg, lb, N
- Ready for use: Batteries included, 3×1.5 V AA, operating time up to 300 h
- Permissible ambient temperature 5 °C/35 °C

Accessories

Suitable for all models

- **3** Hook with safety catch, galvanised and laquered cast steel, not rotatable, scope of delivery: 2 shackles, 1 connecting link, 1 hook, KERN YHA-06
- **4** High-strength shackle, hot-dipped galvanised cast steel bracket, curved edge. Scope of delivery: 2 shackles, KERN YSC-04

Suitable for all models with [Max] ≤ 200 kg

- Snap link (stainless steel) with safety catch, opening approx. 13 mm, KERN HCB-A01
- Hook (stainless steel), opening approx. 29 mm, KERN HCB-A02

Suitable for model HCB 20K 10

- **5** Tare pan with pan beam, Max. load 30 kg, details see *Accessories*, KERN CH-A01N


STANDARD





OPTION





Model	Weighing capacity [Max] kg	Readability [d] g	Dimensions housing W×D×H mm	Net weight approx. kg	Options
					DAkKS Calibr. Certificate DAkKS KERN
HCB 20K 10	20	10	82×43×153	0,30	963-128H
HCB 50K 20	50	20	82×43×153	0,30	963-128H
HCB 50K 100	50	100	82×43×153	0,30	963-128H
HCB 99K 50	99	50	82×43×153	0,30	963-129H
HCB 100K 200	100	200	82×43×153	0,30	963-129H
HCB 200K 100	200	100	82×43×153	0,30	963-129H
HCB 200K 500	200	500	82×43×153	0,30	963-129H
HCB 0.5T-3	500	1000	82×43×153	0,40	963-130H
HCB 1T-3	1000	2000	82×48×153	0,60	963-130H


 **Internal adjusting**
Quick setting up of the balance's accuracy with internal adjusting weight (motordriven)


 **Adjusting program CAL**
For quick setting up of the balance's accuracy. External adjusting weight required


 **EasyTouch**
Suitable for the connection, data transmission and control through PC or tablet


 **Memory**
Balance memory capacity, e.g. for article data, weighing data, tare weights, PLU etc.


 **Alibi memory**
Secure, electronic archiving of weighing results, complying with the 2014/31/EU standard.


 **KERN Universal Port (KUP)**
allows the connection of external KUP interface adapters, e.g. RS-232, RS-485, SB, Bluetooth, WIFI, Analogue, Ethernet etc. for the exchange of data and control commands, without installation effort


 **RS-232 Data interface**
To connect the balance to a printer, PC or network


 **RS-485 Data interface**
To connect the balance to a printer, PC or other peripherals. Suitable for data transfer over large distances. Network in bus topology is possible


 **USB Data interface**
To connect the balance to a printer, PC or other peripherals


 **Bluetooth* Data interface**
To transfer data from the balance to a printer, PC or other peripherals

 **WIFI Data interface**
To transfer data from the balance to a printer, PC or other peripherals


 **Control outputs**
(optocoupler, digital I/O)
To connect relays, signal lamps, valves, etc.


 **Analogue interface**
to connect a suitable peripheral device for analogue processing of the measurements


 **Interface for second balance**
For direct connection of a second balance


 **Network interface**
For connecting the scale to an Ethernet network


 **KERN Communication Protocol (KCP)**
It is a standardized interface command set for KERN balances and other instruments, which allows retrieving and controlling all relevant parameters and functions of the device. KERN devices featuring KCP are thus easily integrated with computers, industrial controllers and other digital systems


 **GLP/ISO log intern**
The balance displays weight, date and time, independent of a printer connection


 **GLP/ISO log Printer**
With weight, date and time. Only with KERN printers.


 **Piece counting**
Reference quantities selectable. Display can be switched from piece to weight


 **Recipe level A**
The weights of the recipe ingredients can be added together and the total weight of the recipe can be printed out


 **Recipe level B**
Internal memory for complete recipes with name and target value of the recipe ingredients. User guidance through display


 **Totalising level A**
The weights of similar items can be added together and the total can be printed out


 **Percentage determination**
Determining the deviation in % from the target value (100 %)


 **Weighing units**
Can be switched to e.g. nonmetric units. See balance model. Please refer to KERN's website for more details


 **Weighing with tolerance range (Checkweighing)**
Upper and lower limiting can be programmed individually, e.g. for sorting and dosing. The process is supported by an audible or visual signal, see the relevant model


 **Hold function**
(Animal weighing program)
When the weighing conditions are unstable, a stable weight is calculated as an average value


 **Protection against dust and water splashes IPxx**
The type of protection is shown in the pictogram


 **Suspended weighing**
Load support with hook on the underside of the balance


 **Battery operation**
Ready for battery operation. The battery type is specified for each device


 **Rechargeable battery pack**
Rechargeable set


 **Universal plug-in power supply**
with universal input and optional input socket adapters for
A) EU, CH, GB
B) EU, CH, GB, US
C) EU, CH, GB, US, AUS


 **Plug-in power supply**
230V/50Hz in standard version for EU, CH. On request GB, USA or AUS version available


 **Integrated power supply unit**
Integrated in balance. 230V/50Hz standard EU. More standards e.g. GB, USA or AUS on request


 **Weighing principle Strain gauges**
Electrical resistor on an elastic deforming body


 **Weighing principle Tuning fork**
A resonating body is electromagnetically excited, causing it to oscillate


 **Weighing principle Electromagnetic force compensation**
Coil inside a permanent magnet. For the most accurate weighings


 **Weighing principle Single cell technology**
Advanced version of the force compensation principle with the highest level of precision

 **Conformity Assessment**
The time required for conformity assessment is specified in the pictogram

 **DAkkS calibration possible (DKD)**
The time required for DAkkS calibration is shown in days in the pictogram

 **Factory calibration (ISO)**
The time required for Factory calibration is shown in days in the pictogram

 **Package shipment**
The time required for internal shipping preparations is shown in days in the pictogram

 **Pallet shipment**
The time required for internal shipping preparations is shown in days in the pictogram

* The Bluetooth® word mark and logos are registered trademarks owned by Bluetooth SIG, Inc. and any use of such marks by KERN & SOHN GmbH is under license. Other trademarks and trade names are those of their respective owners.