

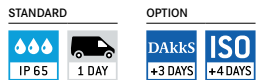
Load Cells SAUTER CP P4 · CP Y4 · CP P1 · CP Y1 · CP P3



### CP P4 · CP Y4 Single-point load cells made of anodised aluminium

#### Technical data

- CP P4: Accuracy in accordance with OIML R60 C3
- CP Y4: Accuracy in accordance with OIML R60 C2
- CE and RoHS compliant
- Dust and spray protection to IP65 (in accordance with EN 60529)
- Aluminium, anodised
- Suitable for price-computing scales, bench scales, platform scales, etc.
- Maximum platform size 200×200 mm
- 4-wire connection
- Nominal sensitivity: 0,9 mV/V
- Cable length approx. 0,4 m



Model	Nominal load
<b>SAUTER</b>	kg
CP 300-0P4	0,3
CP 600-0P4	0,6

Model	Nominal load
<b>SAUTER</b>	kg
<b>ECO design</b>	
CP 300-0Y4	0,3
CP 1500-0Y4	1,5
CP 3000-0Y4	3

### CP P1 · CP Y1 Single-point load cells made of anodised aluminium

#### Technical data

- CP P1: Accuracy in accordance with OIML R60 C3
- CP Y1: Accuracy in accordance with OIML R60 C2
- CE and RoHS compliant
- Dust and spray protection to IP65 (in accordance with EN 60529)
- Aluminium, anodised
- Suitable for price-computing scales, bench scales, platform scales, etc.
- Maximum platform size 250×350 mm
- 4-wire connection
- Nominal sensitivity: 2 mV/V
- Note: Version in accordance with OIML R60 C4 or C5 on request



Model	Nominal load	Cable length
<b>SAUTER</b>	kg	m
CP 3-3P1	3	0,4
CP 3-2-3P1	3	2
CP 5-3P1	5	0,4
CP 6-3P1	6	0,4
CP 8-3P1	8	0,4
CP 10-3P1	10	0,4
CP 10-3-3P1	10	3
CP 15-3P1	15	0,4
CP 15-3-3P1	15	3
CP 20-3P1	20	0,4
CP 30-3P1	30	0,4
CP 35-3P1	35	0,4
CP 35-3-3P1	35	3
CP 40-3P1	40	0,4
CP 50-3P1	50	0,4
CP 50-2-3P1	50	2

#### NEW New model

Model	Nominal load	Cable length
<b>SAUTER</b>	kg	m
<b>ECO design (without EC type approval)</b>		
CP 3-2Y1	3	0,4
CP 5-2Y1	5	0,4
CP 10-2Y1	10	0,4
CP 15-2Y1	15	0,4
CP 20-2Y1	20	0,4
CP 30-2Y1	30	0,4

### CP P3 Single-point load cells made of anodised aluminium

#### Technical data




- Accuracy in accordance with OIML R60 C3
- CE and RoHS compliant
- Dust and spray protection to IP65 (in accordance with EN 60529)
- Suitable for price-computing scales, bench scales, platform scales, etc.
- Maximum platform size 350×400 mm
- 4-wire connection
- Nominal sensitivity: 2 mV/V
- Note: Version in accordance with OIML R60 C4 on request
- Cable length approx. 3 m



Model	Nominal load
<b>SAUTER</b>	kg
CP 30-3P3	30
CP 40-3P3	40
CP 50-3P3	50
CP 75-3P3	75
CP 100-3P3	100

## Tip

- Further details and technical data sheet as well as an extensive range of accessories can be found at

 <p><b>Adjusting program (CAL)</b> For quick setting of the instrument's accuracy. External adjusting weight required</p>	 <p><b>Bluetooth* data interface</b> To transfer data from the balance/measuring instrument to a printer, PC or other peripherals</p>	 <p><b>Measuring units</b> Weighing units can be switched to e.g. non-metric. Please refer to website for more details</p>	 <p><b>Conformity assessment</b> Models with type approval for construction of verifiable systems</p>
 <p><b>Calibration block</b> Standard for adjusting or correcting the measuring device</p>	 <p><b>WIFI data interface</b> To transfer data from the balance/measuring instrument to a printer, PC or other peripherals</p>	 <p><b>Measuring with tolerance range (limit-setting function)</b> Upper and lower limiting can be programmed individually. The process is supported by an audible or visual signal, see the relevant model</p>	 <p><b>DAkkS calibration possible</b> The time required for DAkkS calibration is shown in days in the pictogram</p>
 <p><b>Peak hold function</b> Capturing a peak value within a measuring process</p>	 <p><b>Data interface infrared</b> To transfer data from the measuring instrument to a printer, PC or other peripheral devices</p>	 <p><b>Protection against dust and water splashes IPxx</b> The type of protection is shown in the pictogram cf. DIN EN 60529:2000-09, IEC 60529:1989 +A1:1999+A2:2013</p>	 <p><b>Factory calibration (ISO)</b> The time required for factory calibration is specified in the pictogram</p>
 <p><b>Scan mode</b> Continuous capture and display of measurements</p>	 <p><b>Control outputs (optocoupler, digital I/O)</b> To connect relays, signal lamps, valves, etc.</p>	 <p><b>ZERO</b> Resets the display to "0"</p>	 <p><b>Package shipment</b> The time required for internal shipping preparations is shown in days in the pictogram</p>
 <p><b>Push and Pull</b> The measuring device can capture tension and compression forces</p>	 <p><b>Analogue interface</b> To connect a suitable peripheral device for analogue processing of the measurements</p>	 <p><b>Battery operation</b> Ready for battery operation. The battery type is specified for each device</p>	 <p><b>Pallet shipment</b> The time required for internal shipping preparations is shown in days in the pictogram</p>
 <p><b>Length measurement</b> Captures the geometric dimensions of a test object or the movement during a test process</p>	 <p><b>Analogue output</b> For output of an electrical signal depending on the load (e.g. voltage 0 V - 10 V or current 4 mA - 20 mA)</p>	 <p><b>Rechargeable battery pack</b> Rechargeable set</p>	
 <p><b>Focus function</b> Increases the measuring accuracy of a device within a defined measuring range</p>	 <p><b>Statistics</b> Using the saved values, the device calculates statistical data, such as average value, standard deviation etc.</p>	 <p><b>Plug-in power supply</b> 230V/50Hz in standard version for EU. On request GB, AUS or US version available</p>	
 <p><b>Internal memory</b> To save measurements in the device memory</p>	 <p><b>PC Software</b> To transfer the measurement data from the device to a PC</p>	 <p><b>Integrated power supply unit</b> Integrated, 230V/50Hz in EU. More standards e.g. GB, AUS or US on request</p>	
 <p><b>Data interface RS-232</b> Bidirectional, for connection of printer and PC</p>	 <p><b>Printer</b> A printer can be connected to the device to print out the measurement data</p>	 <p><b>Motorised drive</b> The mechanical movement is carried out by an electric motor</p>	
 <p><b>Profibus</b> For transmitting data, e.g. between scales, measuring cells, controllers and peripheral devices over long distances. Suitable for safe, fast, fault-tolerant data transmission. Less susceptible to magnetic interference</p>	 <p><b>Network interface</b> For connecting the scale/measuring instrument to an Ethernet network</p>	 <p><b>Motorised drive</b> The mechanical movement is carried out by a synchronous motor (stepper)</p>	
 <p><b>Profinet</b> Enables efficient data exchange between decentralised peripheral devices (balances, measuring cells, measuring instruments etc.) and a control unit (controller). Especially advantageous when exchanging complex measured values, device, diagnostic and process information. Savings potential through shorter commissioning times and device integration possible</p>	 <p><b>KERN Communication Protocol (KCP)</b> It is a standardized interface command set for KERN balances and other instruments, which allows retrieving and controlling all relevant parameters and functions of the device. KERN devices featuring KCP are thus easily integrated with computers, industrial controllers and other digital systems</p>	 <p><b>Fast-Move</b> The total length of travel can be covered by a single lever movement</p>	
 <p><b>Data interface USB</b> To connect the measuring instrument to a printer, PC or other peripheral devices</p>	 <p><b>GLP/ISO record keeping</b> of measurement data with date, time and serial number. Only with SAUTER printers</p>		

\*The Bluetooth® word mark and logos are registered trademarks owned by Bluetooth SIG, Inc. and any use of such marks by KERN & SOHN GmbH is under license. Other trademarks and trade names are those of their respective owners.